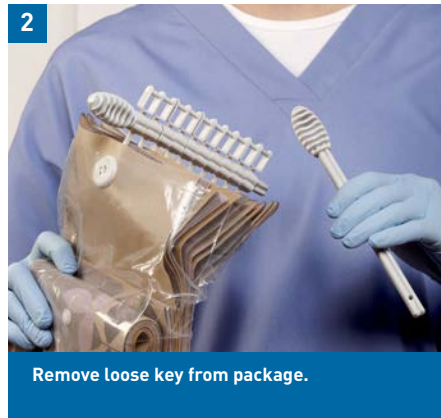


Rapid Refresh® | Privacy Curtains

Rapid Refresh® Curtains can be changed in as little as 30 seconds. The patented release mechanism allows the curtain to be changed without the need for a ladder reducing the threat of falls, increasing the speed of a room cleaning and increasing compliance.



1 Open new curtain package at perforation.




2 Remove loose key from package.



3 Gather old curtain and insert key through upper holes.



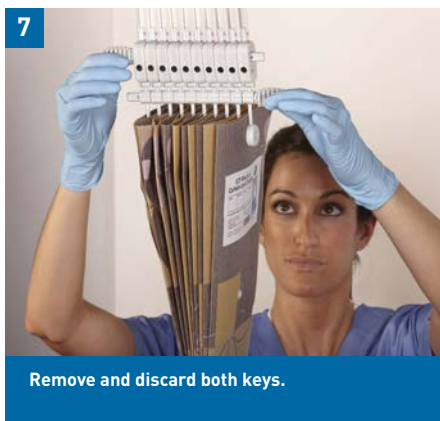
4 Turn key toward you to release curtain.




5 Discard old curtain.



6 Line up new curtain with rod assembly and click into place.



7 Remove and discard both keys.



8 Remove plastic sleeve and band from new curtain.



9 Open new curtain and activate Timestrip®.

Timestrip® is a registered trademark of Timestrip UK Ltd.

FOR MORE INFORMATION:

info.ICPMedical@teamtech.com

| 1-800-405-3044

| www.icpmedical.com